

# Bolt Thread Size Chart

## US Thread Sizes



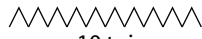
7 tpi



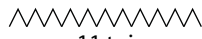
8 tpi




9 tpi



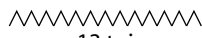
10 tpi



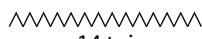
11 tpi



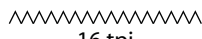
12 tpi



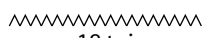
13 tpi



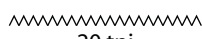
14 tpi




16 tpi



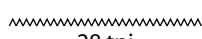
18 tpi




20 tpi




24 tpi



28 tpi

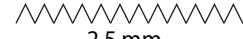


32 tpi




40 tpi

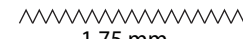
## Metric Thread Pitches



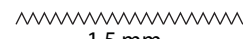
2.5 mm



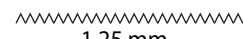
2.0 mm




1.75 mm



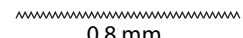
1.5 mm



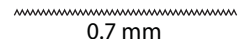
1.25 mm



1.0 mm



0.8 mm



0.7 mm



Scale Verification: After Printing, check against ruler

PROJECT NAME AND LOCATION			
MODEL NO.			
DWS NAME			
DRAWING NUMBER	JOB NUMBER	SHEET	REV
A-100		1 of 1	0
SCALE: NO SCALE	COMMENTS		

THIS DRAWING IS THE SOLE PROPERTY OF COOLING TOWER DEPOT INC. USE SHALL BE LIMITED TO THE PROJECT FOR WHICH IT IS INTENDED. NO REPRODUCTION SHALL BE MADE NOR SHALL THIS INFORMATION BE MADE AVAILABLE TO THIRD PARTIES WITHOUT THE PRIOR WRITTEN CONSENT BY COOLING TOWER DEPOT INC. ANY AND ALL PROPRIETARY RIGHTS TO THIS INFORMATION AND DESIGN ARE THE SOLE PROPERTY OF COOLING TOWER DEPOT INC.

REVISIONS					
REV.	DESCRIPTION	DESIGNED BY:	CHECKED BY:	APPROVED BY:	DATE:
0					
1					
2					
3					
4					

**COOLING TOWER DEPOT, INC**  
651 CORPORATE CIRCLE, STE. 206  
GOLDEN, CO 80401  
720-746-1234

REV:	0	DRAWING NUMBER	A-100
JOB NUMBER		SHEET	1 of 1
SCALE	NO SCALE		